



PRODUCT DLWC WHEELCHAIR LOCKER

MATERIALS

Galvanized or Stainless Steel
Exterior: ASTM A591 16 Gauge Steel
Interior: ASTM A591 14 Gauge Steel

POWDERCOAT OPTIONS

-  Black
-  Silver Gray
-  Emerald Green
-  Pearl White
-  Celestial Blue
-  Mesa Tan
-  Fire Engine Red
-  Graphite

ADD ANTI-GRAFFITI CLEAR COAT *

LOCKER MATERIAL

 Stainless Steel *


LOCK TYPE

- Pad Lock Handle**
Pad Lock Not Included
- T Handle**
Keys Included
- U Lock***
Requires Pad Lock or T Handle
- BLUETOOTH***
Use Smart Phone Manage

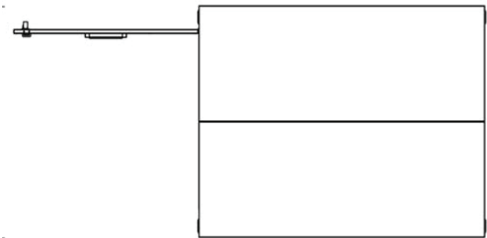


* = **Additional Cost**

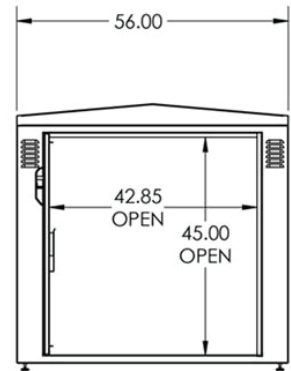
*** Standard locker lead times depend on color, quantity, and configuration. Contact your DuraCore sales rep to insure lead time meets your schedule.



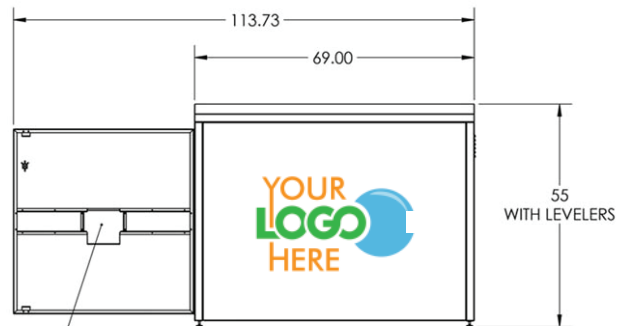
Top



Front



Side



CLIPBOARD HOLDER

*Customization Available

Locker Quantity: _____
 Bank Configuration: _____
 Stackable (Yes/No): _____
 Approved Date: _____
 Approved Signature: _____


CUSTOMIZATION

We offer many ways to customize your bike locker installation, like the following options:

Door Perforations



Universal Solid Door



Round Perforations
(additional cost)

Wall Options



Solid Wall



Laser Cut Logo
(additional cost)

Custom Vinyl Logos - A great way to personalize your lockers



LAYOUT RECOMMENDATIONS

*** All lockers can be built in bank or nested configuration and are even stackable. To indicate stackable or to order in a bank configuration indicate on the sign off below.

